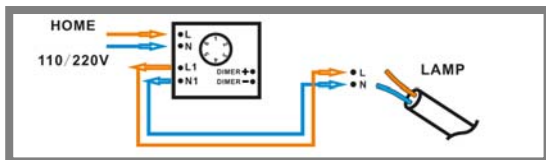
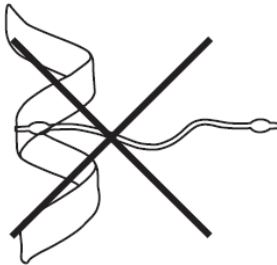
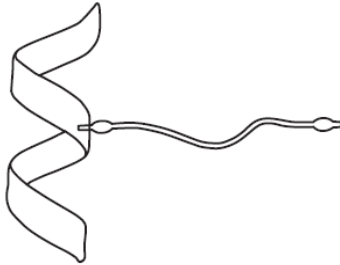
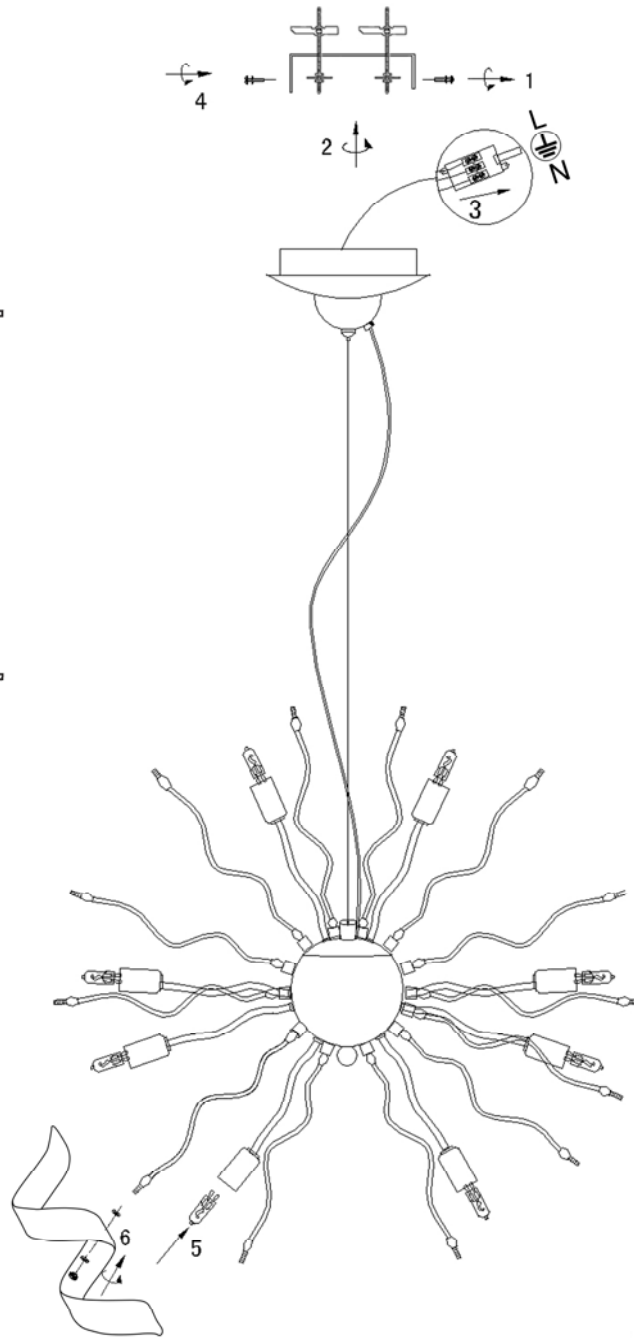


INSTRUCCIONES DE MONTAJE

ARTÍCULO 542013D

MODELO DIMABLE

ATENCIÓN: Schuller recomienda que utilice los balancines suministrados en la instalación de este colgante.



ATENCIÓN

Este producto incluye bombillas led dimables, un receptor y un mando a distancia por radiofrecuencia. Para utilizar con regulador de pared, éste debe ser adecuado para led. El receptor instalado en el producto tiene seleccionado el canal número 1, use este mismo canal en el mando a distancia.

Para ver la ficha técnica de producto completa, puede usar el siguiente código QR:

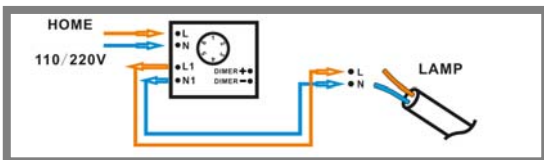
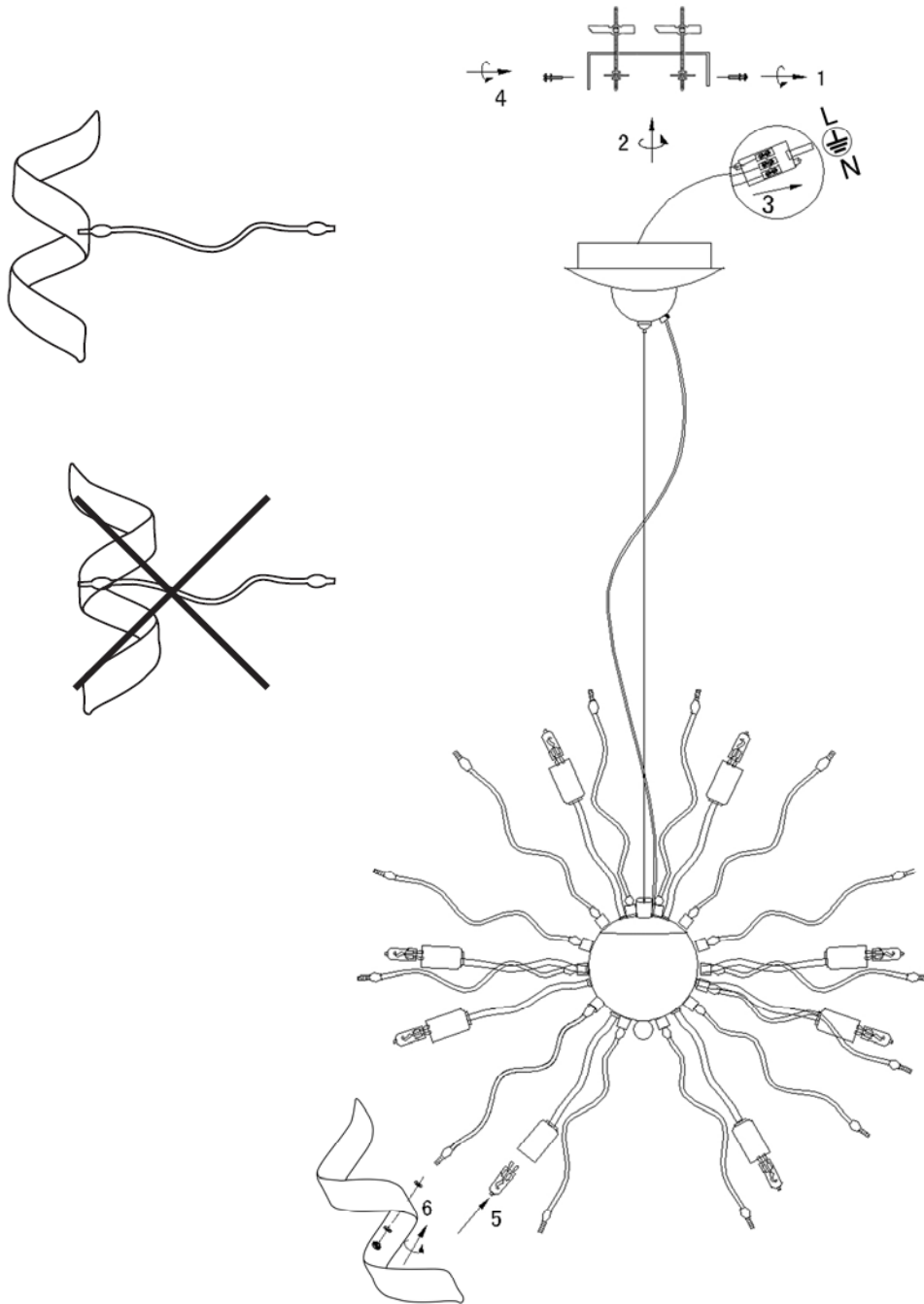


ASSEMBLY AND INSTALLATION

ITEM 542013D

DIMMABLE ITEM

CAUTION: Schuller recommends to use included special screws when installing this pendant lamp.



WARNING

This product includes dimmable led light bulbs, a receiver and radio frequency remote control. If to be used with wall control, this wall control must be suitable for led. The receiver installed in the product has channel 1 selected. Use this channel also on the remote control.

You may use the following QR code to view the complete technical data sheet of the product:



If you have any technical questions, please do not hesitate to contact our technical Department.
We are at your disposal in our email: irodriguez@schuller.es